

THEME

Construction

MATERIALS

- | | | |
|--|--|--|
| <input type="checkbox"/> Music - iPad | <input type="checkbox"/> Clicker | <input type="checkbox"/> Masking tape |
| <input type="checkbox"/> Spring Program Guides | <input type="checkbox"/> March fridge calendar | <input type="checkbox"/> Document Camera |
| <input type="checkbox"/> 1,000 BBK folders | <input type="checkbox"/> Basket/Cart | |

INTRODUCTION

Program reminders: No Family Storytime next Wednesday due to Staff event

Hello Song: Bread & Butter Hello Song (Rhyme sheet)

Letter of the week: C

SET #1



Book: Let's Build by Sue Fliess; Illustrated by Miki Sakamoto



Song: Carpenter's Song (Rhyme sheet)



Flannel: Five Little Nails (Rhyme sheet)

SET #2



Book: Mighty, Mighty Construction Site by Sherri Duskey and Tom Lichtenheld



Song: Old MacDonald Had a Toolbox (Rhyme sheet)



Game: Pack the Toolbox

SET #3



Book: Construction by Sally Sutton; Illustrated by Brian Lovelock



Song: We Stack the Red Bricks (Rhyme sheet)



Action Rhyme: Cranes (Rhyme sheet)

FAREWELL



Farewell Song: It's Time to Say Goodbye (Rhyme sheet)

Stamp Song: If You Feel Like Rockin' by Greg and Steve (iPad Music)


BACKUP



Book: Construction Zoo by Jennifer Thorne; Pictures by Susie Hammer



Song:



Flannel:

ATTENDANCE / NOTES

65 attendees

Pack the Toolbox went over really well! They loved the screwdriver/dragon choice.

Crane action rhyme was a great way to wind down - they were a very interactive group today and some were also a bit restless. Some guided movement helped to focus their attention and get ready for our goodbye song.

NOTES



Book by Iconic from the [Noun Project](#)



Musical Note by ProSymbols from the [Noun Project](#)



Easel by Yeoul Kwon from the [Noun Project](#)



Game by Enshia from the [Noun Project](#)



Yoga by Adrien Coquet from the [Noun Project](#)

Pat your legs and clap your hands to the rhythm of the song

Bread and butter, Marmalade and jam
Let's say "Hello" as quietly as we can
Hello! *(use a quiet voice!)*

Bread and butter, Marmalade and jam
Let's say "Hello" as loudly as we can
Hello! *(use a loud voice!)*

Bread and butter, Marmalade and jam
Let's say "Hello" as quickly as we can
Hello! *(use a quick voice!)*

Bread and butter, Marmalade and jam
Let's say "Hello" as slowly as we can
Hello! *(use a slow voice!)*

Bread and butter, Marmalade and jam
Let's say "Hello" as high as we can
Hello! *(use a high voice!)*

Bread and butter, Marmalade and jam
Let's say "Hello" as low as we can
Hello! *(use a low voice!)*

To the tune: If You're Happy and You Know It

Oh it's time to say goodbye to our friends (*clap clap*)

It's time to say goodbye to our friends (*clap clap*)

Storytime is done today (*wave goodbye*)

So come again another day

It's time to say goodbye to our friends (*clap clap*)

Oh it's time to say goodbye to our friends (*clap clap*)

It's time to say goodbye to our friends (*clap clap*)

Storytime is done today (*wave goodbye*)

So come again another day

It's time to say goodbye to our friends (*clap clap*)

To the tune: Here We Go 'Round the Mulberry Bush

This is the way we hammer the nails,
Hammer the nails, hammer the nails.
This is the way we hammer the nails,
So we can build a tree fort!

This is the way we saw the wood,
Saw the wood, saw the wood.
This is the way we saw the wood,
So we can build a tree fort!

This is the way we turn the screw,
Turn a screw, turn a screw.
This is the way we turn the screw,
So we can build a tree fort!

This is the way we drill a hole,
Drill a hole, drill a hole.
This is the way we drill a hole,
So we can build a tree fort!

Five little nails

Standing straight and steady,

Here comes the carpenter

With a hammer ready!

Bam! Bam! Bam! (*remove one nail*)

That nail goes down!

Now there are only four nails left to pound!

Four...

Three...

Two...

One...

To the tune: Old MacDonald Had a Farm

Old MacDonald had a toolbox, E-I-E-I-O.
And in that toolbox he had a **hammer**, E-I-E-I-O.
With a **tap, tap** here and a **tap, tap** there.
Here a **tap**, there a **tap**, everywhere a **tap, tap**,
Old MacDonald had a toolbox, E-I-E-I-O.

Old MacDonald had a toolbox, E-I-E-I-O.
And in that toolbox he had a **saw**, E-I-E-I-O.
With a **see-saw** here and a **see-saw** there.
Here a **see**, there a **saw**, everywhere a **see-saw**,
Old MacDonald had a toolbox, E-I-E-I-O.

Old MacDonald had a toolbox, E-I-E-I-O.
And in that toolbox he had a **screwdriver**, E-I-E-I-O.
With a **twist, twist** here and a **twist, twist** there.
Here a **twist**, there a **twist**, everywhere a **twist, twist**,
Old MacDonald had a toolbox, E-I-E-I-O.

To the tune: The Ants Go Marching

We stack the red bricks one-by-one. Hurrah! Hurrah!

We stack the red bricks one-by-one. Hurrah! Hurrah!

We stack the red bricks one-by-one.

Stacking bricks is so much fun.

Then they all go tumbling down – to the ground.

Boom, Boom, Boom, Boom!

Boom, Boom, Boom, Boom!

We stack the red bricks two-by-two. Hurrah! Hurrah!

We stack the red bricks two-by-two. Hurrah! Hurrah!

We stack the red bricks two-by-two.

It's so much fun to build with you!

Then they all go tumbling down – to the ground.

Boom, Boom, Boom, Boom!

Boom, Boom, Boom, Boom!

Cranes reach up, *(raise your hand toward the sky)*



Cranes reach down, *(bend, push your hands to the ground)*

Cranes reach out, *(stretch your arms out wide)*

And all around. *(twist with your arms stretched out)*

Repeat!


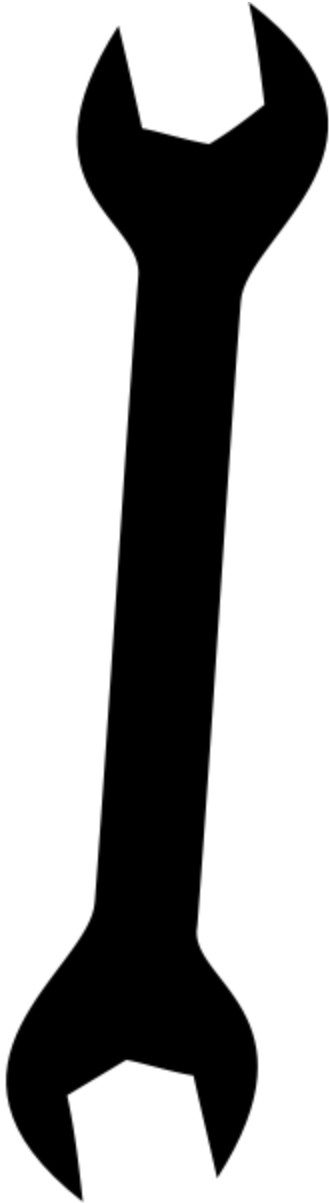
Which item belongs in the toolbox?



Hammer by Romualdas Jurgaitis from the Noun Project

Cat by Nabilauzwa from the Noun Project



Which item belongs in the toolbox?



Wrench by anam from the Noun Project

fork by Marco Livolsi from the Noun Project


Which item belongs in the toolbox?



Dog by В и т а л и й П л у т from the Noun Project

saw by Aleksandr Vector from the Noun Project



Which item belongs in the toolbox?



dragon by James Keuning from the Noun Project

Screwdriver by Creative Mahira from the Noun Project

Which item belongs in the toolbox?



flowers by Made by Made from the Noun Project

Pliers by b farias from the Noun Project